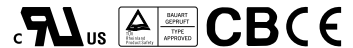


■ Features :

- Universal AC input / Full range
- Protections: Short circuit/Over load/Over voltage
- Cooling by free air convection
- PWM control and regulated
- Small and compact size
- Built-in remote ON-OFF control
- LED indicator for power on
- 100% full load burn-in test
- 2 years warranty

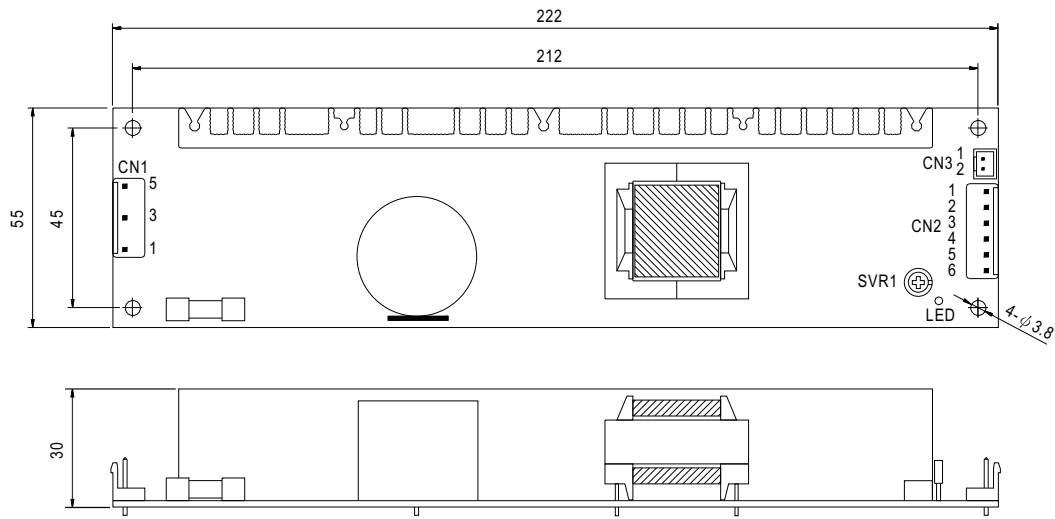


SPECIFICATION

MODEL	LPS-75-3.3	LPS-75-5	LPS-75-12	LPS-75-15	LPS-75-24	LPS-75-48	
OUTPUT	DC VOLTAGE	3.3V	5V	12V	15V	24V	48V
	RATED CURRENT	15A	15A	6.2A	5A	3.2A	1.56A
	CURRENT RANGE	0 ~ 16.5A	0 ~ 16.5A	0 ~ 6.8A	0 ~ 5.5A	0 ~ 3.5A	0 ~ 1.7A
	RATED POWER	49.5W	75W	74.4W	75W	76.8W	75W
	PEAK LOAD(10sec.) Note.4	54.45W	82.5W	81.6W	82.5W	84W	81.6W
	RIPPLE & NOISE (max.) Note.2	80mVp-p	80mVp-p	100mVp-p	100mVp-p	120mVp-p	120mVp-p
	VOLTAGE ADJ. RANGE	3 ~ 3.5V	4.75 ~ 5.5V	11 ~ 13.5V	13.5 ~ 16.5V	22 ~ 27V	45 ~ 54V
	VOLTAGE TOLERANCE Note.3	±3.0%	±3.0%	±2.0%	±2.0%	±2.0%	±2.0%
	LINE REGULATION	±1.0%	±1.0%	±1.0%	±1.0%	±1.0%	±1.0%
	LOAD REGULATION	±3.0%	±3.0%	±2.0%	±2.0%	±1.0%	±1.0%
	SETUP, RISE TIME	100ms, 35ms/230VAC 100ms, 35ms/115VAC at full load					
HOLD TIME (Typ.)	60ms/230VAC 12ms/115VAC at full load						
INPUT	VOLTAGE RANGE	90 ~ 264VAC 127 ~ 370VDC					
	FREQUENCY RANGE	47 ~ 63Hz					
	EFFICIENCY(Typ.)	69%	77%	80%	81%	83%	83%
	AC CURRENT (Typ.)	1.9A/115VAC 1.1A/230VAC					
	INRUSH CURRENT (Typ.)	COLD START 18A/115VAC 36A/230VAC					
	LEAKAGE CURRENT	<1mA/ 240VAC					
PROTECTION	OVER LOAD	115 ~ 150% rated output power Protection type : Hiccup mode, recovers automatically after fault condition is removed					
	OVER VOLTAGE	3.8 ~ 4.45V	5.75 ~ 6.75V	13.8 ~ 16.2V	17.25 ~ 20.25V	27.6 ~ 32.4V	57.6 ~ 67.2V
		Protection type : Hiccup mode, recovers automatically after fault condition is removed					
FUNCTION	REMOTE ON/OFF	RC+/RC- : 0 ~ 0.8V power on ; 4 ~ 10V power off					
ENVIRONMENT	WORKING TEMP.	-20 ~ +70°C (Refer to output load derating curve)					
	WORKING HUMIDITY	20 ~ 90% RH non-condensing					
	STORAGE TEMP., HUMIDITY	-20 ~ +85°C, 10 ~ 95% RH					
	TEMP. COEFFICIENT	±0.04%/°C (0 ~ 50°C)					
	VIBRATION	10 ~ 500Hz, 2G 10min./1cycle, Period for 60min.each along X, Y, Z axes					
SAFETY & EMC (Note 5)	SAFETY STANDARDS	UL60950-1, TUV EN60950-1 Approved					
	WITHSTAND VOLTAGE	I/P-O/P:3KVAC I/P-FG:1.5KVAC O/P-FG:0.5KVAC					
	ISOLATION RESISTANCE	I/P-O/P, I/P-FG, O/P-FG:100M Ohms/500VDC					
	EMI CONDUCTION & RADIATION	Compliance to EN55011, EN55022 (CISPR22) Class B					
	HARMONIC CURRENT	Compliance to EN61000-3-2,-3					
	EMS IMMUNITY	Compliance to EN61000-4-2,3,4,5,6,8,11; ENV50204, EN55024, EN61000-6-2 (EN50082-2) Heavy industry level, criteria A					
OTHERS	MTBF	355Khrs min. MIL-HDBK-217F (25°C)					
	DIMENSION	222*55*30mm (L*W*H)					
	PACKING	0.3Kg; 48pcs/15.6Kg/1.12CUFT					
NOTE	<p>1. All parameters NOT specially mentioned are measured at 230VAC input, rated load and 25°C of ambient temperature.</p> <p>2. Ripple & noise are measured at 20MHz of bandwidth by using a 12" twisted pair-wire terminated with a 0.1uf & 47uf parallel capacitor.</p> <p>3. Tolerance : includes set up tolerance, line regulation and load regulation.</p> <p>4. 33.3% Duty cycle maximum within every 30 seconds. Average output power should not exceed the rated power.</p> <p>5. The power supply is considered a component which will be installed into a final equipment. The final equipment must be re-confirmed that it still meets EMC directives.</p>						

■ Mechanical Specification

Unit:mm



AC Input Connector (CN1) : JST B5P-VH or equivalent

Pin No.	Assignment	Mating Housing	Terminal
1	AC/L	JST VHR or equivalent	JST SVH-21T-P1.1 or equivalent
2,4	No Pin		
3	AC/N		
5	FG \perp		

DC Output Connector (CN2) : JST B6P-VH or equivalent

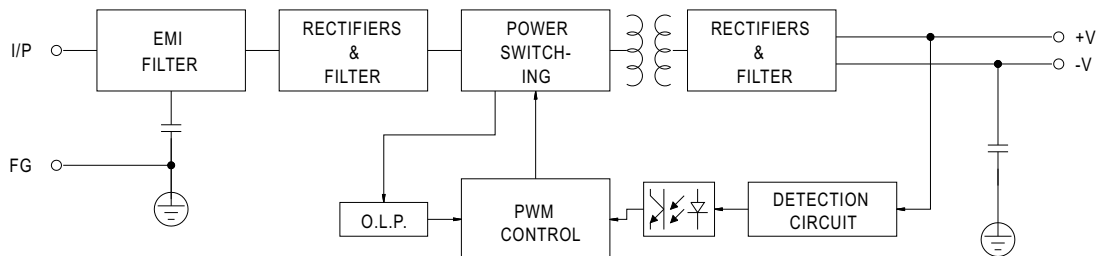
Pin No.	Assignment	Mating Housing	Terminal
1,2,3	-V	JST VHR or equivalent	JST SVH-21T-P1.1 or equivalent
4,5,6	+V		

Remote ON/OFF Connector(CN3):JST B2B-XH or equivalent

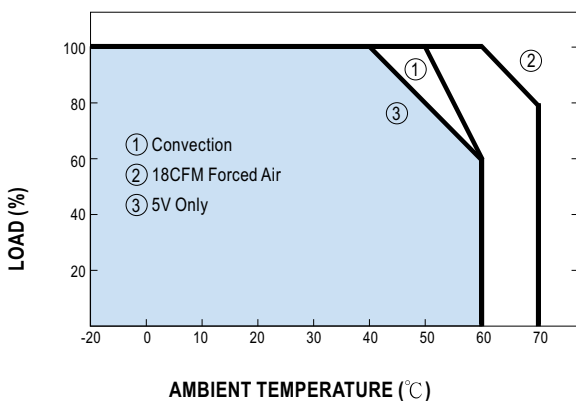
Pin No.	Assignment	Mating Housing	Terminal
1	RC+	JST XHP or equivalent	JST SXH-001T-P0.6 or equivalent
2	RC-		

■ Block Diagram

fosc : 60KHz



■ Derating Curve



■ Static Characteristics (15V)

