



■ Features :

- AC input active surge current limiting
- AC input range selected by switch
- Protections: Short circuit / Overload / Over voltage / Over temperature
- Forced air cooling by built-in DC ball bearing fan
- High power density 7.3w/inch³
- With DC_OK signal output
- Built-in remote ON-OFF control
- Built-in remote sense function
- UL / CUL approved
- Low cost
- 2 years warranty

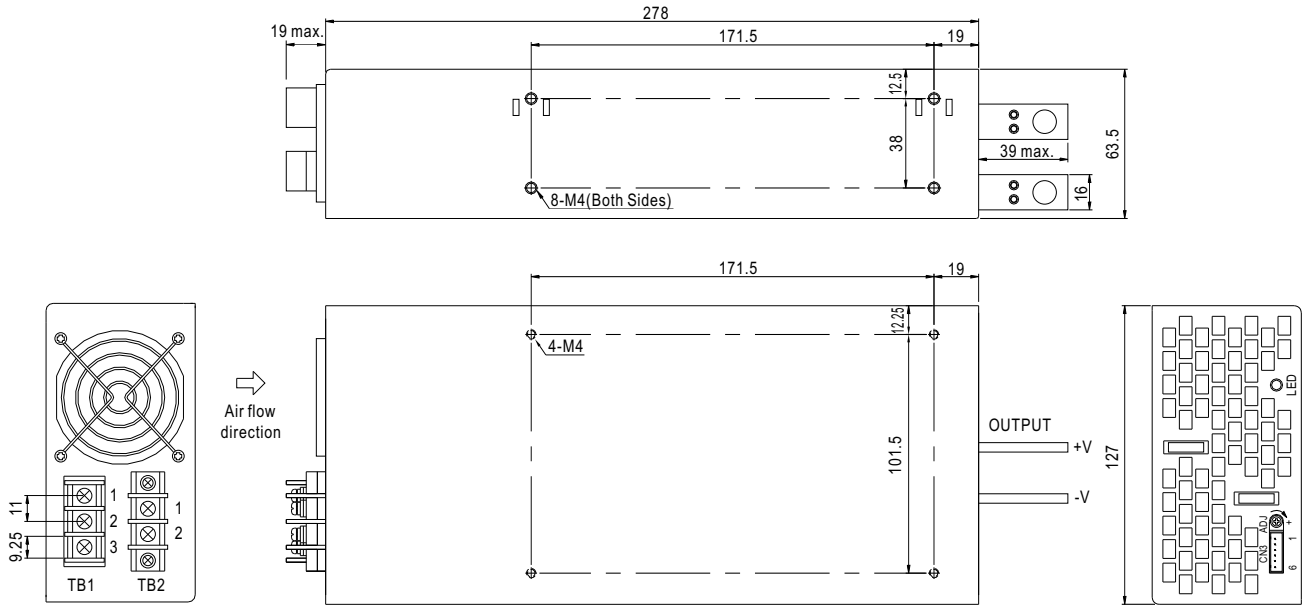


SPECIFICATION

MODEL	SE-1000-5	SE-1000-9	SE-1000-12	SE-1000-15	SE-1000-24	SE-1000-48	
OUTPUT	DC VOLTAGE	5V	9V	12V	15V	24V	48V
	RATED CURRENT	150A	100A	83.3A	66.7A	41.7A	20.8A
	CURRENT RANGE	0 ~ 150A	0 ~ 100A	0 ~ 83.3A	0 ~ 66.7A	0 ~ 41.7A	0 ~ 20.8A
	RATED POWER	750W	900W	999.6W	1000.5W	1000.8W	998.4W
	RIPPLE & NOISE (max.) Note.2	150mVp-p	150mVp-p	150mVp-p	150mVp-p	200mVp-p	200mVp-p
	VOLTAGE ADJ. RANGE	3.3 ~ 5.5V	7.5 ~ 10V	10 ~ 13.5V	13.5 ~ 16.5V	22 ~ 27.5V	43 ~ 56V
	VOLTAGE TOLERANCE Note.3	±1.0%	±1.0%	±1.0%	±1.0%	±1.0%	±1.0%
	LINE REGULATION	±0.5%	±0.5%	±0.5%	±0.5%	±0.5%	±0.5%
	LOAD REGULATION	±1.0%	±0.5%	±0.5%	±0.5%	±0.5%	±0.5%
	SETUP, RISE TIME	1500ms, 50ms/230VAC 1500ms, 50ms/115VAC at full load					
HOLD UP TIME (Typ.)	20ms/230VAC 15ms/115VAC at full load						
INPUT	VOLTAGE RANGE	90 ~ 132VAC / 180 ~ 264VAC selected by TB2 254 ~ 370VDC					
	FREQUENCY RANGE	47 ~ 63Hz					
	EFFICIENCY (Typ.)	81%	84%	85%	86%	88%	89%
	AC CURRENT (Typ.)	17.5A/115VAC 10A/230VAC					
	INRUSH CURRENT (Typ.)	35A/115VAC 55A/230VAC					
	LEAKAGE CURRENT	<2.5mA / 240VAC					
PROTECTION	OVERLOAD	105 ~ 125% rated output power Protection type : Shut down o/p voltage, re-power on to recover					
	OVER VOLTAGE	5.75 ~ 6.3V	10.4 ~ 12.2V	13.8 ~ 16.2V	18 ~ 21V	28 ~ 32.4V	57.6 ~ 67.2V
	OVER TEMPERATURE	70°C ±5°C (TSW1) detect on heatsink of power transistor Protection type : Shut down o/p voltage, recovers automatically after temperature goes down					
FUNCTION	DC_OK SIGNAL	PSU turn on: 3.3V ~ 5.6V PUS turn off: 0 ~ 1V					
	REMOTE CONTROL	RC+/RC-: 0 ~ 0.8V power on; 4 ~ 10V power off					
ENVIRONMENT	WORKING TEMP.	-20 ~ +60°C (Refer to output load derating curve)					
	WORKING HUMIDITY	20 ~ 90% RH non-condensing					
	STORAGE TEMP., HUMIDITY	-40 ~ +85°C, 10 ~ 95% RH					
	TEMP. COEFFICIENT	±0.05%/°C (0 ~ 50°C)					
	VIBRATION	10 ~ 500Hz, 2G 10min./1cycle, 60min. each along X, Y, Z axes					
SAFETY & EMC	SAFETY STANDARDS	UL60950-1 approved					
	WITHSTAND VOLTAGE	I/P-O/P: 3KVAC I/P-FG: 1.5KVAC O/P-FG: 0.5KVAC					
	ISOLATION RESISTANCE	I/P-O/P, I/P-FG, O/P-FG: 100M Ohms/500VDC					
OTHERS	MTBF	251.6K hrs min. MIL-HDBK-217F (25°C)					
	DIMENSION	278*127*63.5mm (L*W*H)					
	PACKING	2.5Kg; 6pcs/16Kg/1.38CUFT					
NOTE	<p>1. All parameters NOT specially mentioned are measured at 230VAC input, rated load and 25°C of ambient temperature.</p> <p>2. Ripple & noise are measured at 20MHz of bandwidth by using a 12" twisted pair-wire terminated with a 0.1uf & 47uf parallel capacitor.</p> <p>3. Tolerance : includes set up tolerance, line regulation and load regulation.</p> <p>4. By using UVP circuit, PSU will not turn on direct by in AC continue ON/OFF condition within 5 sec.</p>						

Mechanical Specification

Case No. 935B Unit:mm



TB1: AC input terminal

Pin No.	Assignment
1	AC/L
2	AC/N
3	FG \perp

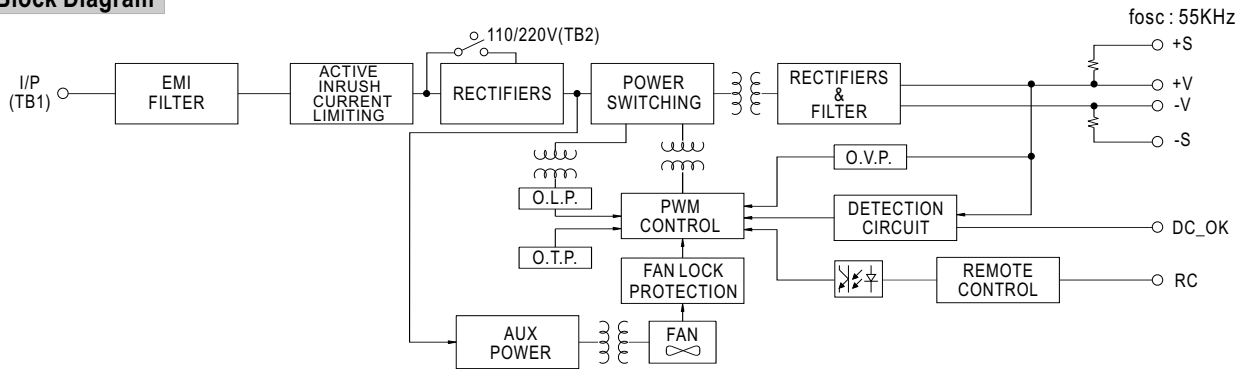
TB2: 110/220V Change

Pin No.	110V	220V
1	Short	Open
2		

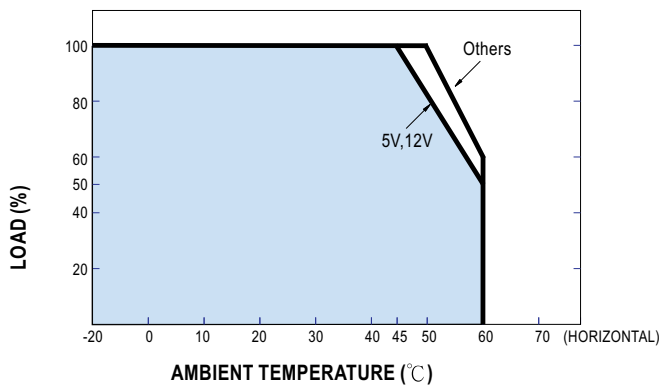
Control Pin (CN3) : JST B6B-XH or equivalent

Pin No.	Assignment	Pin No.	Assignment	Mating Housing	Terminal
1	DC_OK Signal	4	+S	JST XHP or equivalent	JST SXH-001T or equivalent
2	DC_OK GND	5	RC-		
3	-S	6	RC+		

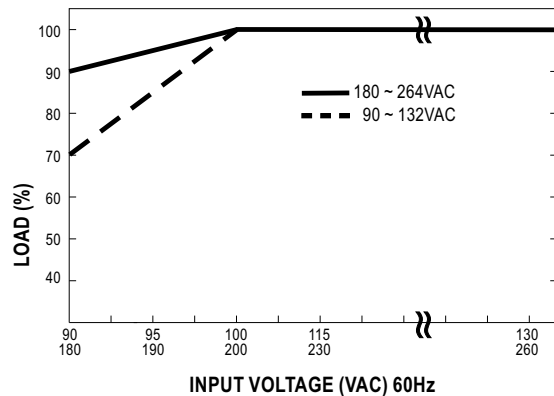
Block Diagram



Derating Curve



Static Characteristics



Mechanical Specification

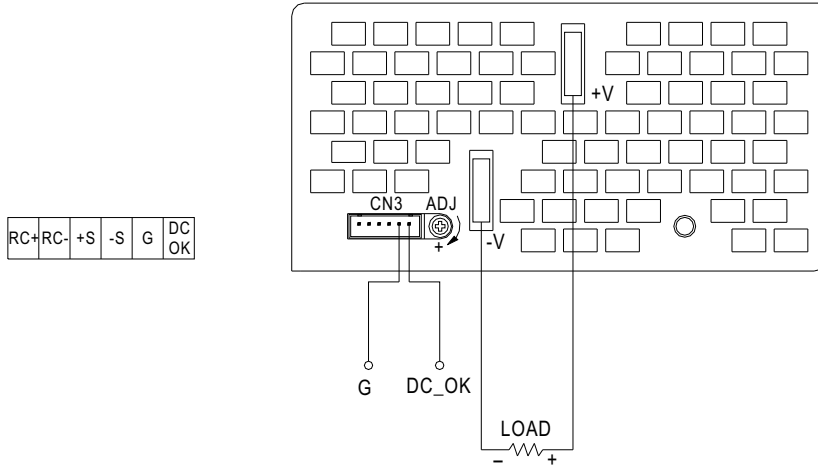
DC_OK Signal

DC_OK Signal is the voltage difference between "DC_OK" and "G" pin output

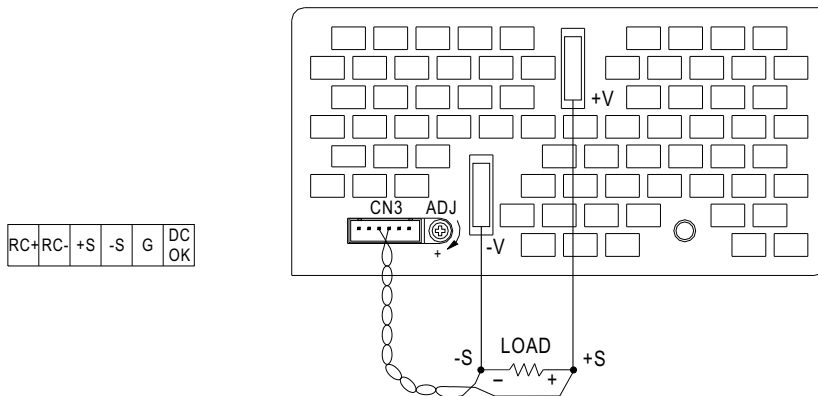
DC_OK Signal is a TTL level signal

PSU turn on: 3.3 ~ 5.6V

PSU turn off: 0 ~ 1V



Remote Sensing



Remote Control

Between RC+ and RC-	Output
SW OFF(0 ~ 0.8V)	ON
SW ON(4 ~ 10V)	OFF

